

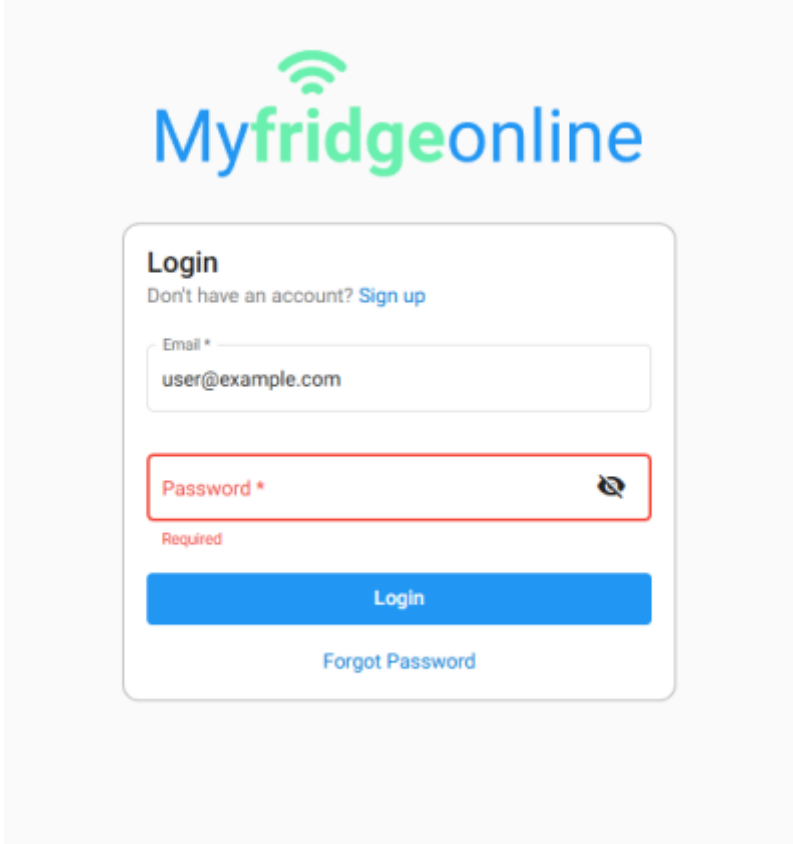
Resetting Your Password

Navigation

The password reset function can be accessed from the Login screen.

Forgot Password


1. To reset your password, first click on the 'Forgot Password' button



Myfridgeonline

Login
Don't have an account? [Sign up](#)

Email *
user@example.com

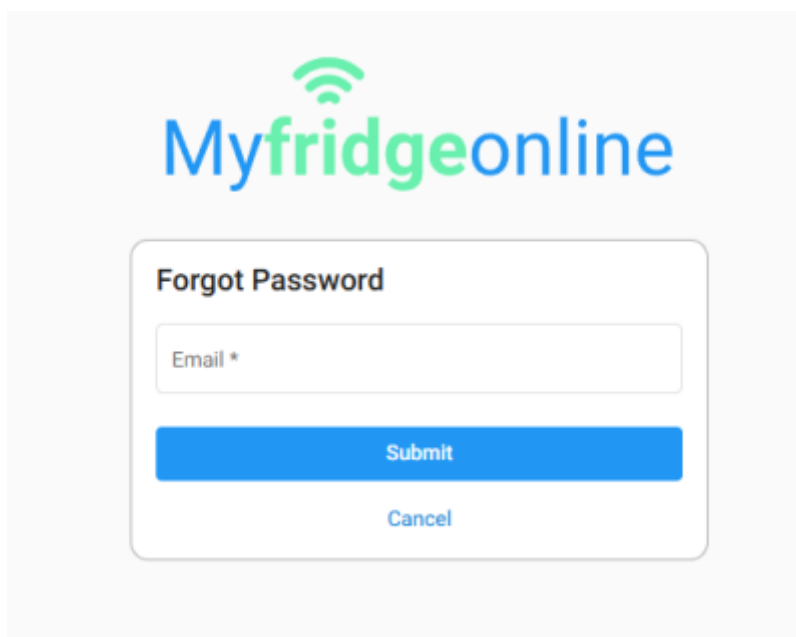
Password * 

Required

[Login](#)

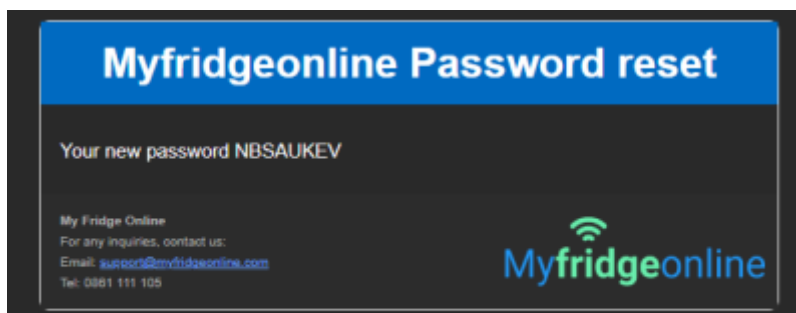
[Forgot Password](#)

2. Next enter your email and click submit



The image shows a web form for forgetting a password on the Myfridgeonline website. At the top is the Myfridgeonline logo, which consists of a green Wi-Fi symbol above the text 'Myfridgeonline' in blue and green. Below the logo is a white rounded rectangle containing the title 'Forgot Password'. Inside this rectangle is a text input field labeled 'Email *'. Below the input field is a blue button labeled 'Submit'. At the bottom of the rectangle is a blue link labeled 'Cancel'.

3. You will then receive an email with a temporary password which can be used to log into your account



4. Your password can then be edited via the [Users](#) page.

From:
<https://docs.myfridgeonline.com/> - **MyFridgeOnline**

Permanent link:
https://docs.myfridgeonline.com/user_manual/account/forgot_password

Last update: **2025/09/15 12:31**

