

Devices Page

Summary

On the devices page, information about your registered devices will be displayed. Here you can view your devices name, serial number, model, assigned device pools and its last seen time.

Dashboard > Devices

Devices ?

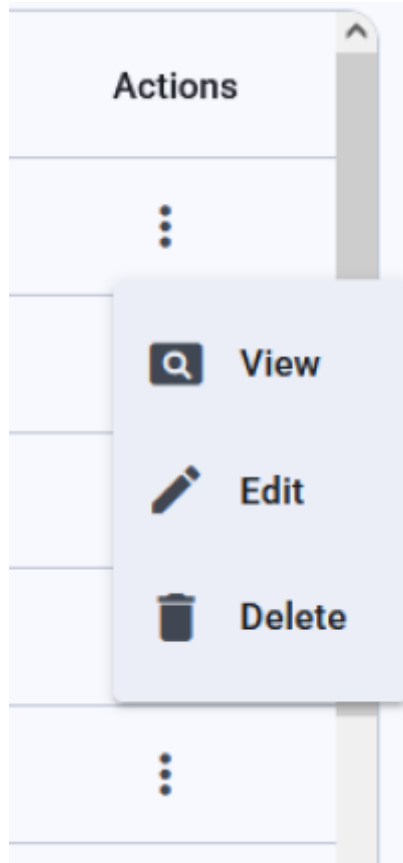
Search by Name or Se...

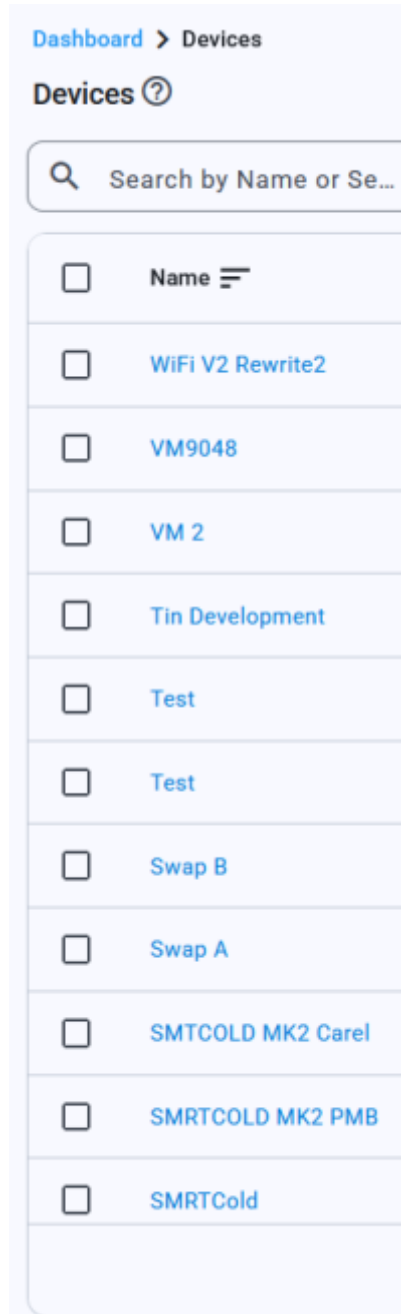
<input type="checkbox"/>	Name	Serial Number	Device Types	Device Pool	Web SMS	Last Seen	Enabled	Actions
<input type="checkbox"/>	XNT566 New	20-091123-9AXTK9ST	VM1000		<input checked="" type="checkbox"/>	5 months ago	<input checked="" type="checkbox"/>	⋮
<input type="checkbox"/>	WorkShop	TINMK2-151225-F7V5HXJF	Tin MK2	Single Channel Tins X	<input checked="" type="checkbox"/>	2 minutes ago	<input checked="" type="checkbox"/>	⋮
<input type="checkbox"/>	WIFIMK3-300925-RF9RLJEN	WIFIMK3-300925-RF9RLJEN	WiFi MK3		<input checked="" type="checkbox"/>	24 days ago	<input checked="" type="checkbox"/>	⋮
<input type="checkbox"/>	WIFI101121009	WIFI101121009	Wifi v2		<input checked="" type="checkbox"/>	4 years ago	<input checked="" type="checkbox"/>	⋮
<input type="checkbox"/>	WIFI101121005	WIFI101121005	Wifi v2		<input checked="" type="checkbox"/>	4 years ago	<input checked="" type="checkbox"/>	⋮
<input type="checkbox"/>	WIFI101121002	WIFI101121002	Wifi v2		<input checked="" type="checkbox"/>	4 years ago	<input checked="" type="checkbox"/>	⋮
<input type="checkbox"/>	WIFI MK3 Test Ext	WIFIMK3-080425-TYKM1KSX	WiFi MK3		<input checked="" type="checkbox"/>	3 months ago	<input checked="" type="checkbox"/>	⋮

Items per page: 25 1 - 25 of 465

Viewing A Device

By clicking either on the device name, or by opening the side menu and clicking View, you will be redirected to the Device/Devicepool View page.





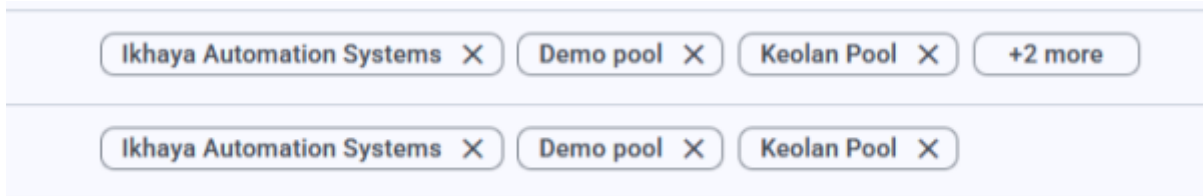
Allocating A Devicepool

Device Pools can be allocated to a device by selecting the checkbox. This can also be done for multiple devices. Doing so will cause the Allocate Devicepool button to appear. Clicking this will open the Allocate Devicepool dialog.

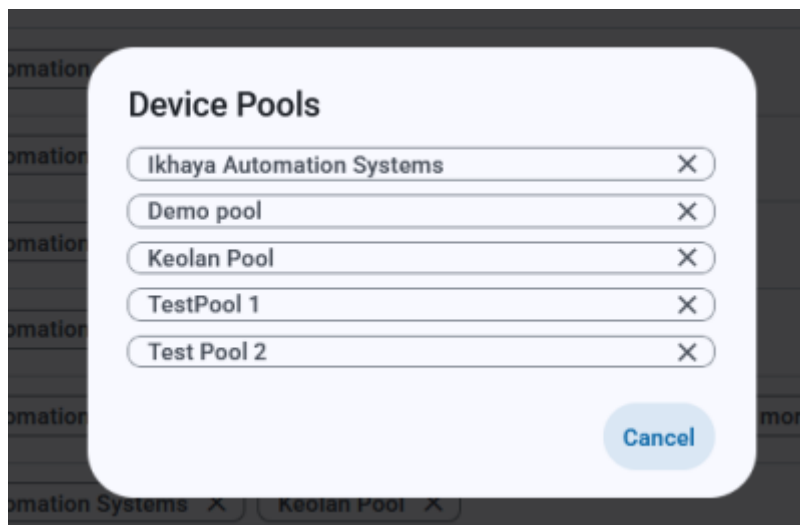
Name	Serial Number	Device Types	Device Pool	Hub SMS	Last Seen	Enabled	Actions
WIFI-V2 8449802	WIFI_V2_8449802	WIFI_V2	Ikhaya Automation Systems X Demo Pool X	<input checked="" type="checkbox"/>	2 years ago	<input checked="" type="checkbox"/>	<input type="checkbox"/>
VMI041	643C763114021	VMI 000	Ikhaya Automation Systems X Demo Pool X	<input type="checkbox"/>	14 days ago	<input checked="" type="checkbox"/>	<input type="checkbox"/>
VMI 2	11479F12347964	VMI 000	Ikhaya Automation Systems X Demo Pool X Demo Pool X	<input checked="" type="checkbox"/>	2 years ago	<input type="checkbox"/>	<input type="checkbox"/>
TN-Development	TN-Pulse	TN	Ikhaya Automation Systems X Demo Pool X Demo Pool X	<input checked="" type="checkbox"/>	2 years ago	<input checked="" type="checkbox"/>	<input type="checkbox"/>
Test	WMI 000254-HBEM490	VMI 000 WMI2	Ikhaya Automation Systems X Demo Pool X Demo Pool X	<input type="checkbox"/>	1 month ago	<input checked="" type="checkbox"/>	<input type="checkbox"/>
Test	H42 303 020 94M002X	H42	Ikhaya Automation Systems X Demo Pool X	<input type="checkbox"/>	2 months ago	<input checked="" type="checkbox"/>	<input type="checkbox"/>
Shaq B	WMI 000 124 46-FC08BAE	VMI 000 WMI2	Ikhaya Automation Systems X Demo Pool X	<input type="checkbox"/>	Invalid date	<input type="checkbox"/>	<input type="checkbox"/>
Shaq A	30-047133 VETT40LC	VMI 000	Ikhaya Automation Systems X Demo Pool X	<input type="checkbox"/>	Invalid date	<input checked="" type="checkbox"/>	<input type="checkbox"/>
SMART-COOL WMI2 Cool	TW3 230204-PR000L3E	SMART Cool WMI2	Ikhaya Automation Systems X Demo Pool X SMART-COOL WMI2 X	<input type="checkbox"/>	2 years ago	<input checked="" type="checkbox"/>	<input type="checkbox"/>
SMART-COOL WMI2 FMB	3CM2 00414-0REYJ2CJ	SMART Cool WMI2	Ikhaya Automation Systems X Demo Pool X SMART-COOL WMI2 X	<input type="checkbox"/>	2 years ago	<input checked="" type="checkbox"/>	<input type="checkbox"/>
SMART-Cool	K00020004	SMART Cool	Ikhaya Automation Systems X Demo Pool X TestPool 1 X	<input type="checkbox"/>	2 years ago	<input checked="" type="checkbox"/>	<input type="checkbox"/>

Devicepools

The devicepools allocated to a device will be shown in the table in the devicepools column. From here you will be able to remove allocated device pools by clicking on the 'x' button.




By clicking the + button in the devicepools column you can reveal dialog showing all the devicepools for that device.



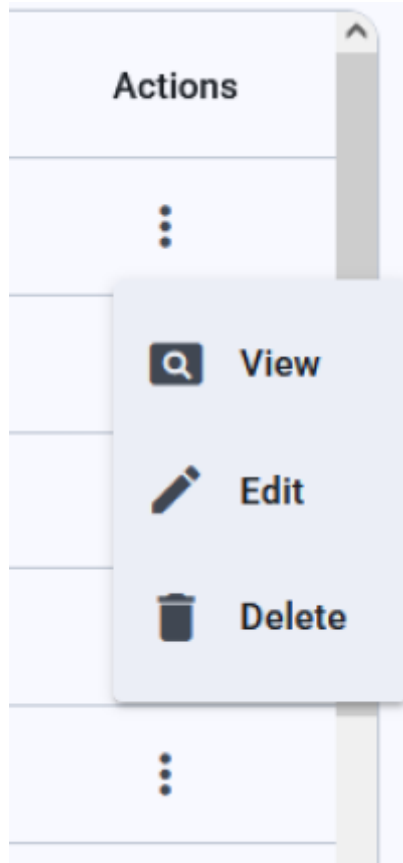
Device Last Seen

In this column, you can view the time that the device's data was synced with the website. You can also view the devices status, denoted by the colored dot next to the time. A green dot indicates that a device is online, while a red dot indicates that a device is currently offline.

Last Seen 
● 2 years ago
● 16 days ago
● 2 years ago
● 2 years ago
● 3 months ago
● 2 months ago
● Invalid date
● Invalid date
● 2 years ago
● 2 years ago
● 2 years ago

Device Editing

In the options column, clicking on the 3 dots icon will open up a menu which contains 3 options (this can vary based on your user role). 'Edit' will open the Device Edit dialog. 'View' will route you to the Device/Devicepool View page. 'Delete' will remove the device from your account.



Device Registration

Clicking the register device button will route you to the Register Device page.



From:
<https://docs.myfridgeonline.com/> - **MyFridgeOnline**

Permanent link:
https://docs.myfridgeonline.com/user_manual/devices/devices_page

Last update: **2026/02/12 11:19**

