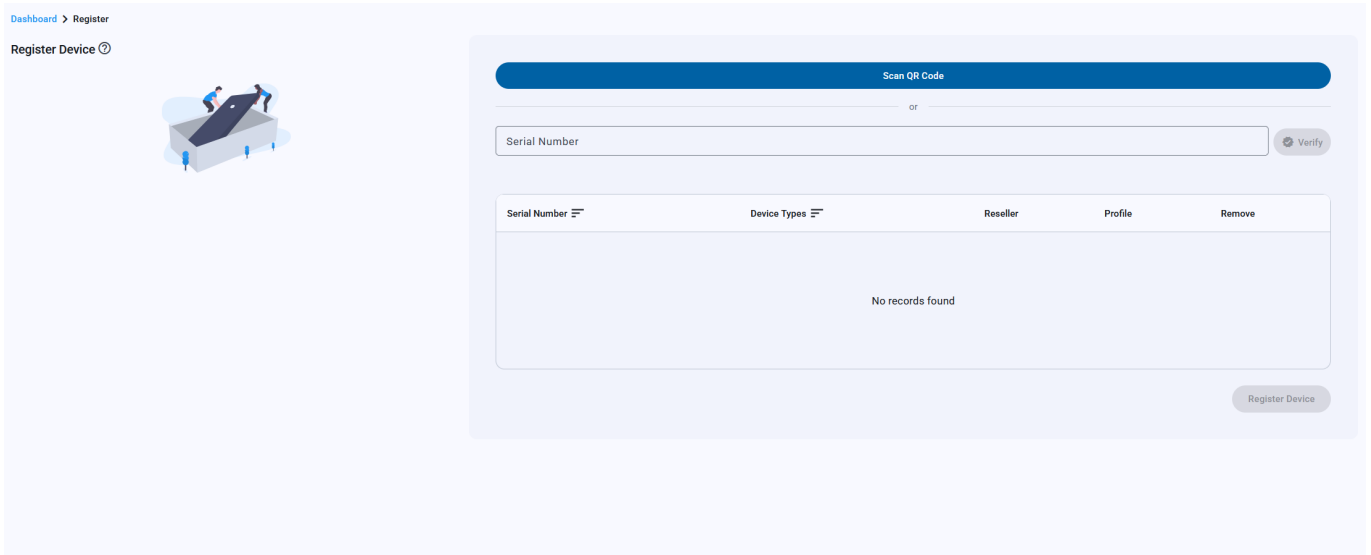


Registering A Device

Overview

On this page, devices can be registered to your account.

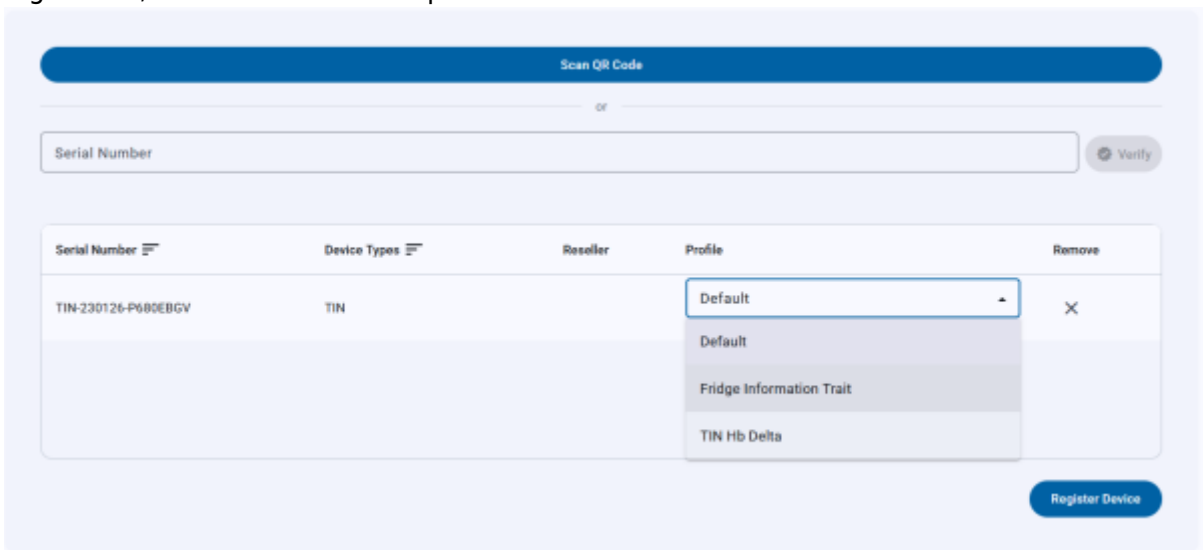


Steps To Register A Device

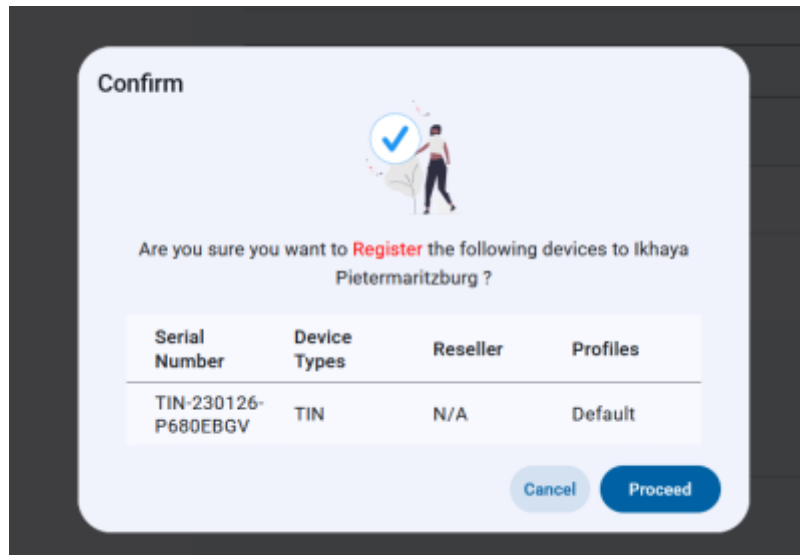
1. Enter the serial number of the device (located on the sticker attached to the device) into the dialog box and press the verify button to validate the serial number.



2. Select your profile. Profiles set up the default configuration of your device and how components are displayed. Select a profile which matches your device. If you do not require a custom configuration, select the "Default" profile.



3. The serial number will then be entered into the table. Step 1 and 2 can be repeated if multiple devices are to be registered. Once complete click 'Register Devices' to complete registering devices to your account. A confirmation dialog will appear to confirm your registration



4. Your devices will then be displayed on the [Devices](#) page.

From: <https://docs.myfridgeonline.com/> - **MyFridgeOnline**

Permanent link: https://docs.myfridgeonline.com/user_manual/devices/register_device

Last update: **2026/02/12 11:19**

