

# Adding the Website to Your Home Screen

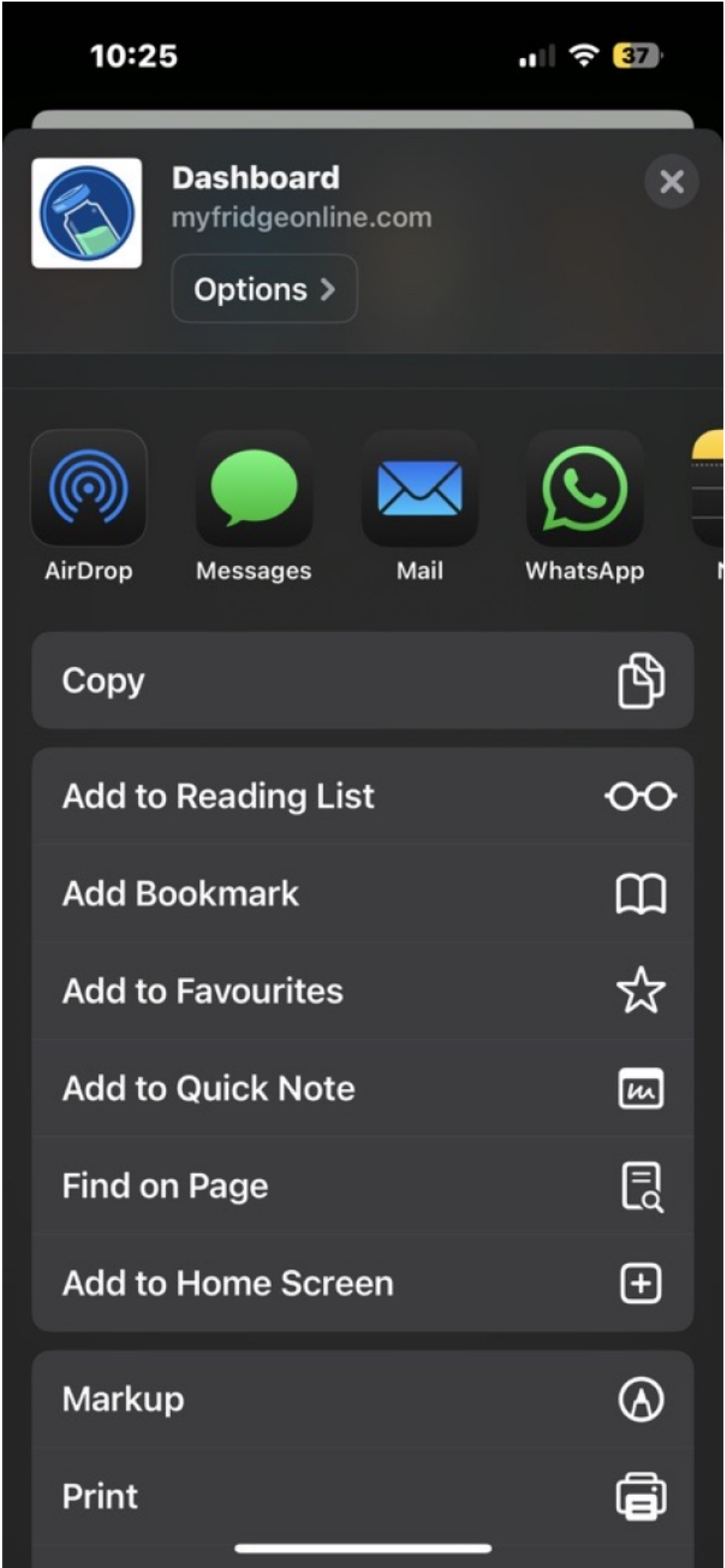
You can easily add the **My Fridge Online Dashboard** to your mobile device's Home Screen. This allows you to launch it just like a regular app.

## iPhone (iOS)

1. Open **Safari** on your iPhone.
2. Go to the website: <https://myfridgeonline.com>
3. Tap the **Share** button  (square with arrow pointing up) at the bottom of the screen.



1. In the share menu, scroll down and tap **Add to Home Screen**.



1. Edit the name if you want (default is “Dashboard”).
2. Tap **Add** in the top-right corner.

## Result (iPhone)

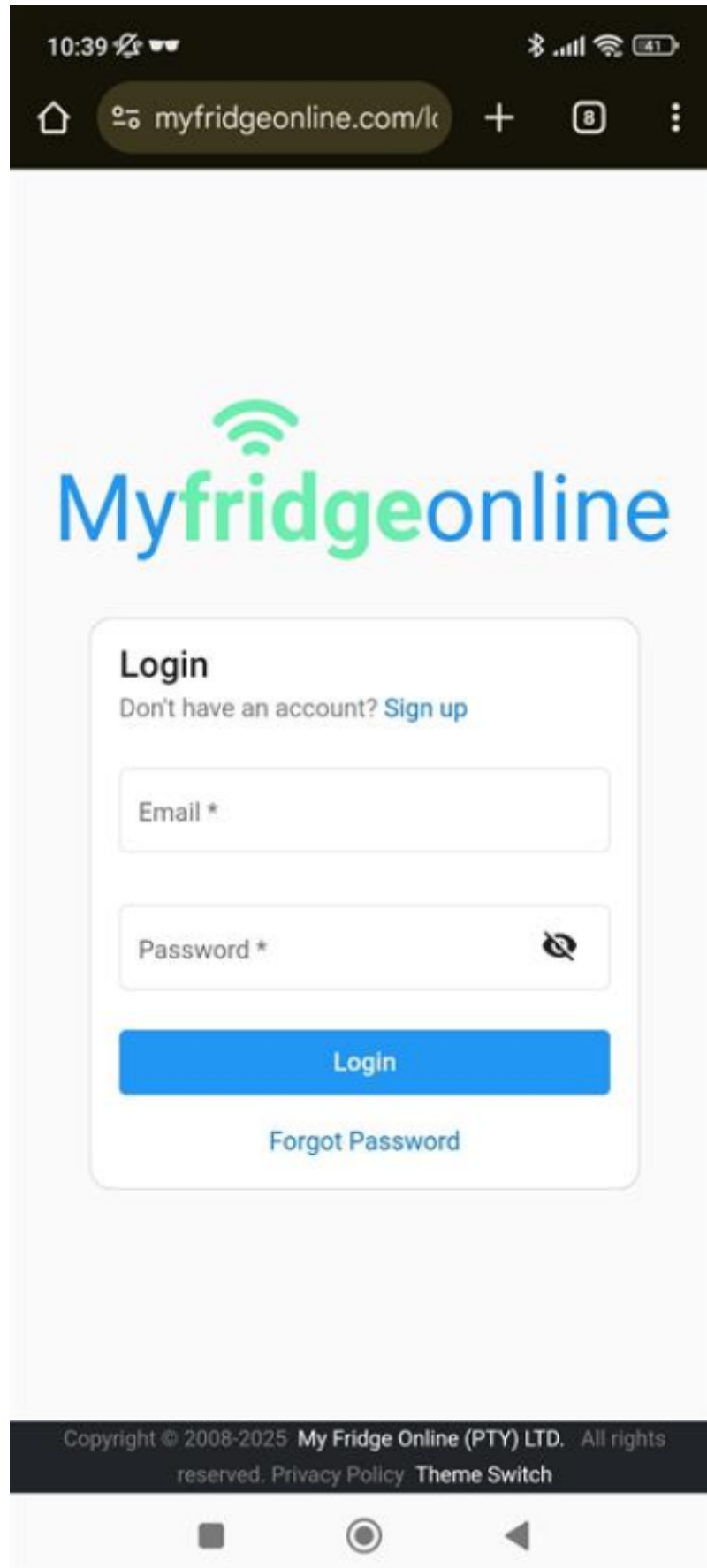
The website will now appear on your Home Screen as an app icon. You can tap it anytime to quickly access your dashboard.

### Notes (iPhone):

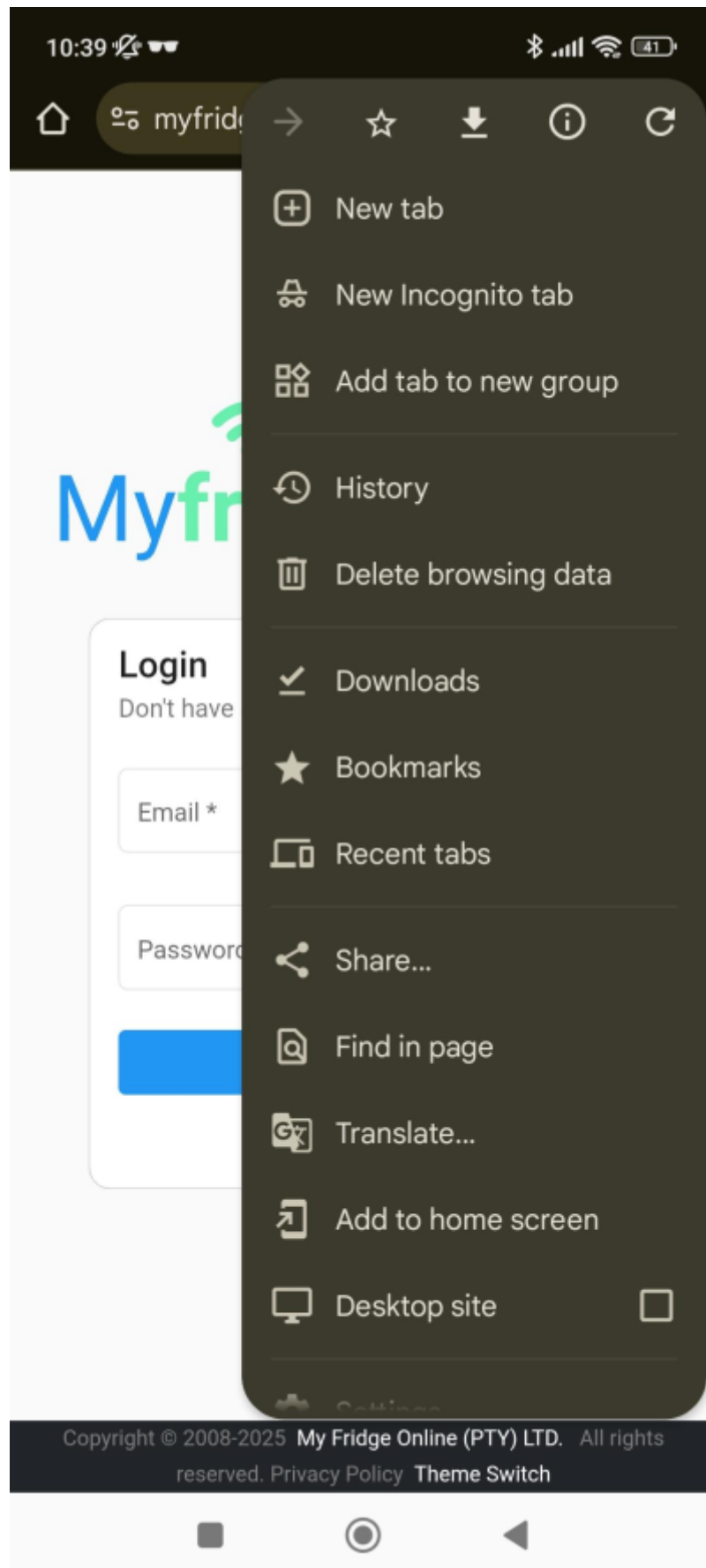
- This works only in **Safari** on iOS (not Chrome or other browsers).
  - The shortcut behaves like a standalone app (no browser bar).
- 

## Android

1. Open **Chrome** on your Android phone.
2. Go to the website: <https://myfridgeonline.com>
3. Tap the **⋮ menu button** (three dots) in the top-right corner.



1. Select **Add to Home screen** (sometimes shown as **Install app**).



1. Edit the name if you want (default is "Dashboard").
2. Tap **Add** and confirm.

## Result (Android)

The website will now appear on your Home Screen or App Drawer as an app icon. You can tap it anytime to quickly access your dashboard.

### Notes (Android):

- Works in **Google Chrome** (other browsers may vary).
- Shortcut launches in its own window without the browser bar, similar to an app.

From:

<https://docs.myfridgeonline.com/> - **MyFridgeOnline**

Permanent link:

[https://docs.myfridgeonline.com/user\\_manual/home\\_page\\_icon](https://docs.myfridgeonline.com/user_manual/home_page_icon)

Last update: **2025/09/09 08:45**

