

Adding the Website to Your Home Screen

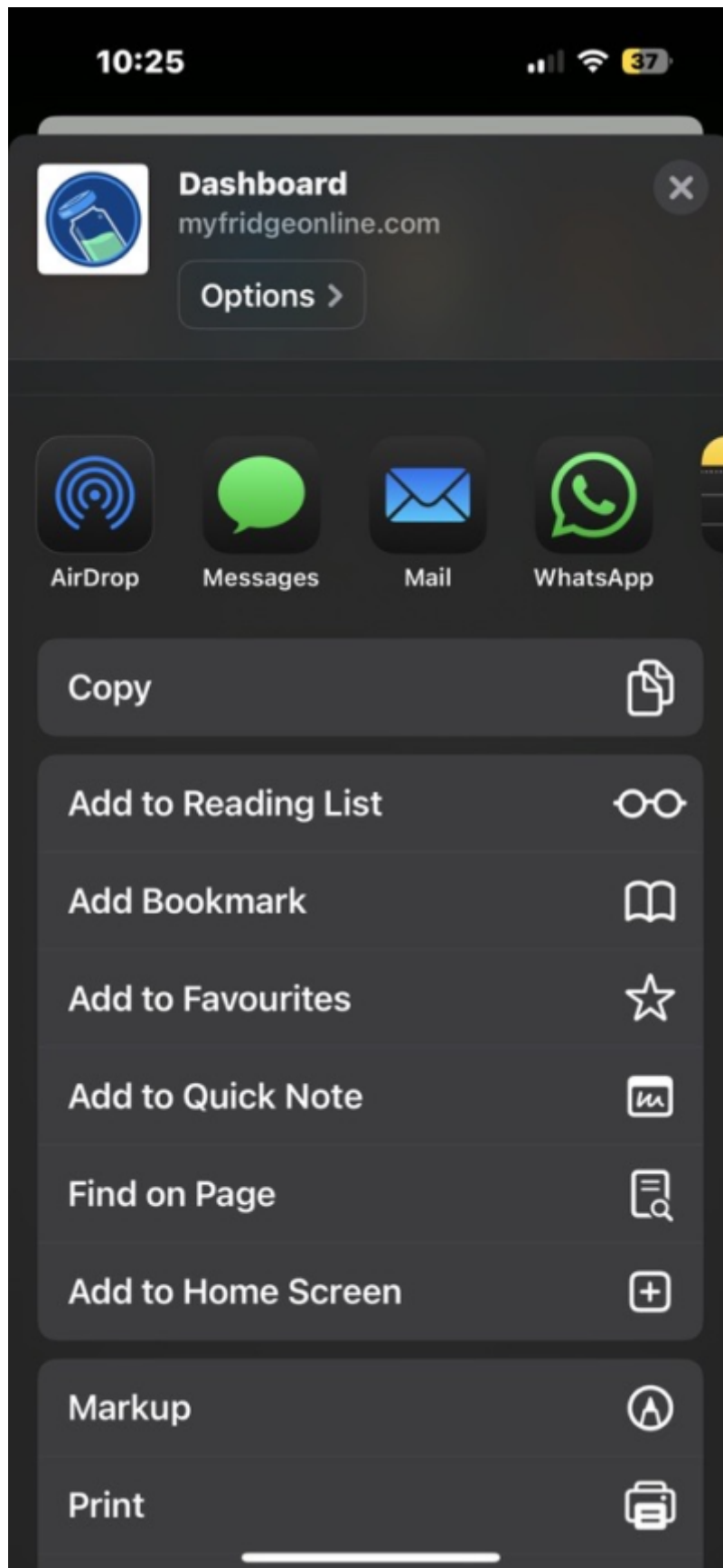
You can easily add the **My Fridge Online Dashboard** to your mobile device's Home Screen. This allows you to launch it just like a regular app.

iPhone (iOS)

1. Open **Safari** on your iPhone.
2. Go to the website: <https://myfridgeonline.com>
3. Tap the **Share** button at the bottom of the screen.



1. In the share menu, scroll down and tap **Add to Home Screen**.



1. Edit the name if you want (default is “Dashboard”).
2. Tap **Add** in the top-right corner.

Result (iPhone)

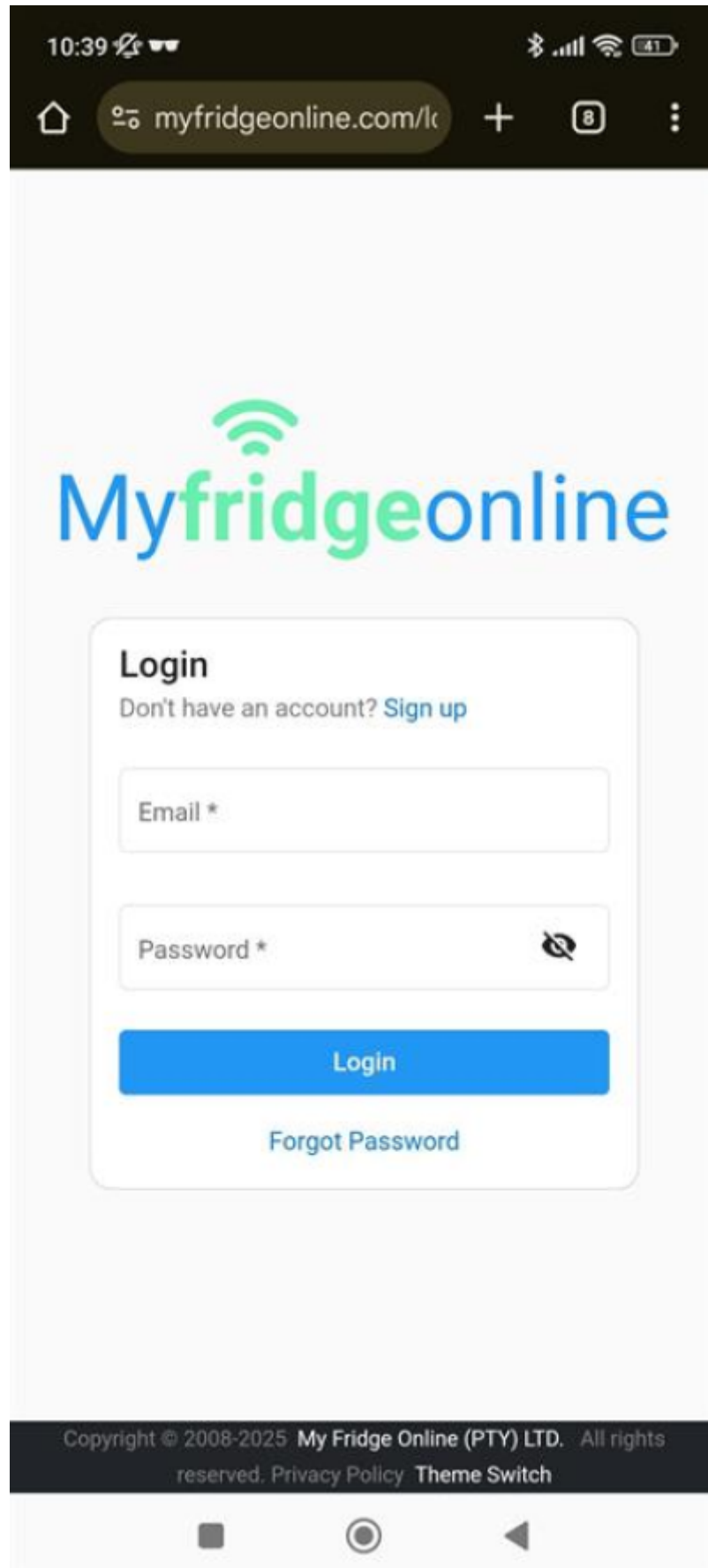
The website will now appear on your Home Screen as an app icon. You can tap it anytime to quickly access your dashboard.

Notes (iPhone):


- This works only in **Safari** on iOS (not Chrome or other browsers).
 - The shortcut behaves like a standalone app (no browser bar).
-

Android

1. Open **Chrome** on your Android phone.
2. Go to the website: <https://myfridgeonline.com>
3. Tap the **⋮ menu button** (three dots) in the top-right corner.



1. Select **Add to Home screen** (sometimes shown as **Install app**).



1. Edit the name if you want (default is "Dashboard").
2. Tap **Add** and confirm.

Result (Android)

The website will now appear on your Home Screen or App Drawer as an app icon. You can tap it anytime to quickly access your dashboard.

Notes (Android):

- Works in **Google Chrome** (other browsers may vary).
- Shortcut launches in its own window without the browser bar, similar to an app.

From:

<https://docs.myfridgeonline.com/> - **MyFridgeOnline**

Permanent link:

https://docs.myfridgeonline.com/user_manual/home_page_icon?rev=1757407373

Last update: **2025/09/09 08:42**

