

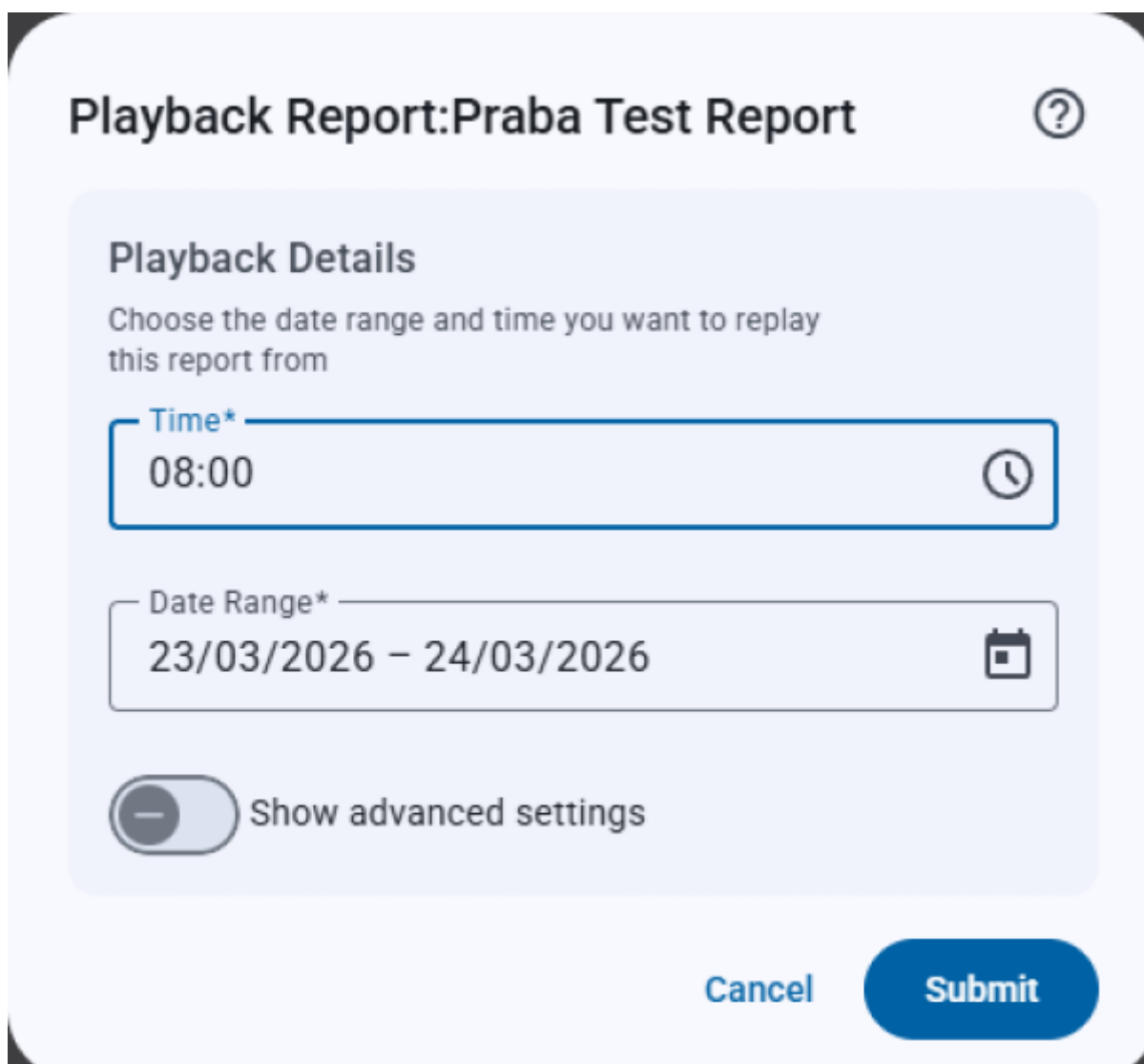
# Report Playback

## Navigation

Report playback can be accessed from the Reports page.

## Overview

Here you can playback a report for a specified date and time period. This allows you to use the current report configuration with your chosen date and time period.



## Configuring A Report Playback


To do a playback, there are a few details that need to be set. First select either a Standard or Advanced Report. Then, select a date and time period. This will be the date and time period between which the report displays data. Frequency log determines the time interval (in minutes) that a point is


recorded on the report. The frequency log will default to the frequency log set in the selected report. However, this can be changed to fit your needs.

## Playback Report:Praba Test Report ?

### Playback Details

Choose the date range and time you want to replay this report from

Time\*  

Date Range\*  

Show advanced settings

[Cancel](#) [Submit](#)

After clicking 'Submit' an email will be sent to you with a report for the specified date and time period.

From:  
<https://docs.myfridgeonline.com/> - **MyFridgeOnline**

Permanent link:  
[https://docs.myfridgeonline.com/user\\_manual/reports/report\\_playback](https://docs.myfridgeonline.com/user_manual/reports/report_playback)

Last update: **2026/03/24 08:46**

